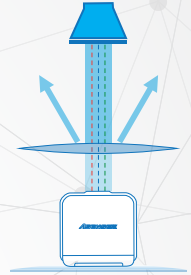
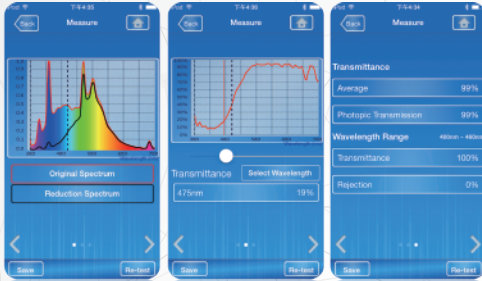


The best partner for Lens, Filter and Film.



APP Introduction

"Spectrum Genius Transmittance" is an APP for measuring the transmittance of a light source coming out of a filtering sample. In a single click of finger, users can get the transmittance rate at every 5 nm and further compare the results of various tested objects. This APP can be extensively used for lens, filter, film and membrane of all kinds.

With Spectrum Genius Transmittance and Lighting Passport, people in the lighting related industry can easily and intuitively distinguish good quality products from the failing ones when making their purchase decisions. Manufacturers and procurements alike will benefit a lot from our state-of-the-art invention of SGT.




* For iPad user, please search it in the iPhone App Store.

V1AEH31

APP Functions

<p>Measurement Capability</p>	<p>Visible Light Spectrum Visible Light Transmittance (every 5 nm) Visible Light Average Transmittance Visible Light Photopic Transmittance</p>
<p>Key Features</p>	<p>Transmittance of Specific Wavelength Range Rejection of Specific Wavelength Range Records Comparison Photograph Note Auto Connection # Smart Pass Social Media Integration</p>
<p>Language</p>	<p>Traditional Chinese, Simplified Chinese, English, Japanese, French</p> <p style="text-align: right;"># In-APP Purchase</p>

* ASENETEK reserves the right to modify the specification of its products without prior notice. Please check the official website for updates.



Practical and Convenient Functions



PC Software Introduction

"Spectrum Genius Standard" and "Spectrum Genius Advanced" are PC software for operating professional data analysis on data taken by Lighting Passport. They allow users to import multiple measurement results for further analysis, then output them into professional reports. The Advanced version has a huge library of reference spectrums for users to benchmark with their imported measurement data. Try it now to experience more convenient and advanced features.

Software Specification *(The items in green are for Pro only.)*

V1AEH31

<p>Generic Analysis Projects (Standard/ Advanced)</p>	<p>CIE x, y, u', v' CCT Duv CRI (Ra) (R1-R8) Re (R1-R15) R1 ~ R15 R1 ~ R15 Radar/ Bar Chart CQS TLCI (Qa) GAI GAI BB8 GAI BB15 Illuminance Foot Candle</p>	<p>PPFD CIE 1931/ 1976 Diagram Peak Wavelength (λp) Dominant Wavelength (λD) Purity FWHM SP ratio C78.377-2008 Diagram IEC-SDCM Diagram Spectrum Diagram Flicker Index Flicker Percentage Flicker Frequency TM-30-15 Rf/ Rg</p>
<p>Generic Key Features (Standard/ Advanced)</p>	<p>PC Control Measurement, Data Filter, CSV Output, DAT Output, Print Report, Automatically Record Temperature & Humidity, Precision Mode, GPS Orientation, Save Images</p>	
<p>Additional Key Features (Advanced Only)</p>	<p>Multi CIE 1931 Display Multi CIE 1976 Display Multi Spectrums Display Multi C78.377-2008 Display Coordinates Display, Zoom In/ Out, Normalized Spectrum, Light Source Benchmark, Print Report (Company's Logo)</p>	<p>Multi IEC-SDCM Display Multi GPS Map Display TM-30-15 Diagram Q1 ~Q15</p>
<p>Language</p>	<p>Traditional Chinese, Simplified Chinese, English, German</p>	

* ASENETEK reserves the right to modify the specification of its products without prior notice. Please check the official website for updates.